



CATHOLIC WAR VETERANS & AUXILIARY

OF THE UNITED STATES OF AMERICA

237-20 92nd Road Bellerose, NY 11426-1110

703-549-3622 • admin@cwv.org

ESTABLISHED BY PATRIOTS – BLESSED BY POPE PIUS XI – CHARTERED BY AN ACT OF CONGRESS

National Uniform Regulations

THESE REGULATIONS AS AMENDED ON NOVEMBER 5, 2023 SUPERCEDE ALL OTHER PREVIOUSLY ADOPTED UNIFORM RULES AND REGULATIONS AND APPLY TO ALL MEMBERSHIP UNITS OF THE CWV EFFECTIVE IMMEDIATELY. EXCEPT WHERE SPECIFICALLY NOTED HEREIN, SUBORDINATE ECHELONS ARE NOT AUTHORIZED TO ADOPT MODIFIED VERSIONS OF THESE REGULATIONS FOR LOCAL USE.

Authority for establishing and enforcing these regulations is found in the CWV National Constitution as stated below:

ARTICLE XI, SECTION 4, *"The National Department shall establish the standard of design, color, material and each other item attendant to any uniform, medal, award, or citation of this organization."*

Recommended changes to these regulations must be submitted to the National Standards Committee at least one month prior to a scheduled National Board of Officers meeting. The Standards Committee will present the change request to the Board of Officers with a recommended action for vote. All changes to this document must be approved by the Board of Officers by majority vote.

Section 1: National Uniform Sets

All Catholic War Veteran uniform items designated as “organizationally purchased items” below **must** be purchased from authorized licensed Catholic War Veteran official suppliers, approved by the National Board of Officers. Items not marked as “organizationally purchased items” may be purchased from local vendors.

Uniforms must be worn so as to present a clean, neat, and professional appearance at all times. When worn while standing or walking, the Dress Blazer will be worn buttoned.

❖ Men’s Standard Dress Uniform:

- **Dress Shirt:** solid white, Poplin type, collared without buttons, short or long-sleeved, button-down front, with or without breast area pockets. May use standard or CWV custom buttons (*organizationally purchased item*). *Shirts with breast pockets will be similar in design to the industry recognized “Aviator” or “Pilot” style.*
- **Dress Trousers:** solid Black, cuffed or un-cuffed. “Jeans” type pants will not be worn.
- **Dress Belt:** solid black, “military web type” or solid black leather, with silver or gold finished plain buckle. Belt width will not exceed 1 inch.
- **4-in-hand Tie:** (*organizationally purchased item*), solid blue or black, Gold for National Officers, with embroidered CWV Celtic Cross emblem.
- **Dress Socks:** solid black, calf-height. (*other colored socks may be worn if they are not visible at any time*)
- **Dress Shoes / Boots:** solid black, leather, shined appearance.
- **Dress Blazer:** Two Button Single Breasted Navy Blue with CWV custom buttons, CWV Celtic Cross pocket Slip Badge or magnetic Badge or with the CWV emblem embroidered centered upon the left breast pocket. Awards and decorations will be worn in either medal or ribbon form. Do not mix medals and ribbons.
- If CWV award medals are worn, all medals will be full-sized. If only U.S. awards and decorations are worn, the wearer may choose either full-sized or miniature-sized medals. (*see Section 2, Sub-section A for details*)
- **Garrison Cap:** (*organizationally purchased item*), See Section 4 below for details.

❖ Men’s [CASUAL] Standard Business Uniform

- **Collared Polo Shirt:** in Color chosen by the Post, Chapter, Department either Madonna Blue, Navy Blue, Royal Blue, Red, White, or Gold. With or without pockets.
- **For Polo shirt with Pockets:** CWV emblem embroidered centered upon the right breast opposite the pocket. For shirts without pockets CWV emblem embroidered centered upon the left breast side.
- **Dress Trousers:** solid Khaki/Tan, cuffed or un-cuffed. “Jeans” type pants will not be worn.
- **Dress Belt:** solid black or Tan, “military web type” or solid black or Brown leather, with silver or gold finished plain buckle. Belt width will not exceed 1 inch.
- **Dress Socks:** solid black or tan, calf-height. (*other colored socks may be worn if they are not visible at any time.*)
- **Dress Shoes / Boots:** solid black or brown, leather, shined appearance.
- **Optional:** White short sleeved undershirt is worn under the collared polo shirt.

❖ **Men's Formal Dress Uniform:**

- Same items as Men's Standard Dress Uniform above with the following changes:
 - Replace 4-in-hand Tie with a Black Bow Tie.
 - The Garrison Cap is not worn.

❖ **Men's National Officer Formal Dress Uniform:**

- Same items as Men's Formal Dress Uniform above with the following changes:
 - Replace the CWV Dress Blazer with a White Formal Dinner Jacket.
 - If CWV awards and decorations are worn, all medals will be full-sized. If only U.S. awards and decorations are worn, the wearer may choose either full-sized or miniature-sized medals. (*see Section 2, Sub-section A for details*)
 - Replace the Dress Trousers with Black Tuxedo Trousers.

❖ **Women's [CASUAL] Standard Dress Uniform:**

- Same items as Men's Standard Dress Uniform above with the following changes
 - Dress Blazer may be standard men's length or women's shorter length.
 - Awards and decorations will be worn in either medal or ribbon form. Do not mix medals and ribbons.
 - If CWV award medals are worn, all medals will be full-sized. If only U.S. awards and decorations are worn, the wearer may choose either full-sized or miniature-sized medals. (*see Section 2, Sub-section A for details*)
 - Dress Shirt may be replaced with a similarly styled dress blouse.
 - Dress Trousers may be replaced with a similarly styled dress skirt or slacks.
 - 4-in-hand Tie may be replaced with a similarly styled neck tab type tie.
 - Dress Socks may be replaced with similarly styled black or neutral hosiery.
 - Dress shoes shall be either 1"-2" pumps or black walking type.
 - Garrison Cap will be the WAC type.

❖ **Women's Standard Business Uniform:**

- Same items as Women's Standard Dress Uniform above with the following changes
 - White women's undergarments are worn under the Dress Shirt or Blouse
 - The Dress Shirt will be the above described with breast area pockets.
 - Awards and decorations will be worn in ribbon form only. (*see section 2, Sub-Section A for details*)
 - 4-in-hand tie or neck tab type tie in Black or Blue color is optional. If not worn, the top button of the Dress Shirt will be left unbuttoned.
 - Brass CWV collar insignia and / or the CWV Celtic Cross left shoulder patch (organizationally purchased items) are optional for local echelon adoption and wear on the Dress Shirt.
 - The Dress Blazer is not worn.

❖ **Women's Formal Dress Uniform:**

- Same items as Women's Standard Dress Uniform above with the following change:
 - The Garrison Cap is not worn.

❖ **Women's National Officer Formal Dress Uniform:**

- Same items as Women's Formal Dress Uniform above with the following changes:
 - Replace the CWV Dress Blazer with a White Formal Dinner Jacket.
 - If CWV awards and decorations are worn, all medals will be full-sized. If only U.S. awards and decorations are worn, the wearer may choose either full-sized or miniature-sized medals. (*see Section 2, Sub-section A for details*)
 - Replace the Dress Trousers / Skirt with Black Dinner Skirt at tea or floor length.

Section 2: Wear of the Business, Dress, and Formal Uniforms

- **NO ADDITIONAL ITEMS ARE PERMITTED TO BE WORN ON THE UNIFORM EXCEPT THE SPECIFIC ITEMS DESCRIBED HEREIN.**
1. As a general rule, CWV National Uniform Sets will be worn by all members when officially representing the CWV or attending events involving the use of the CWV Ritual.
 2. Every member is expected to have available, and to wear appropriately, the CWV National Uniform Set that has been so designated by the event's hosting echelon as the Uniform of the Day. Each echelon Officer of the Day is responsible for, and expected to specifically enforce, the designated Uniform of the Day guidelines for each event.
 - a. ***The Gold colored 4-in-hand tie (organizationally purchased item) is specifically designated for National Officers.***
 3. The National Commander's fringe cord decoration is the only cord type decoration permitted on the Dress Blazer. It is to be worn on the left shoulder and only by the current National Commander.
 4. The Men's and Women's National Officer Formal Dress Uniform is an optional uniform that is authorized to be worn by current members of the National Department's Board of Officers for special occasions as directed.
 5. Recipients of the Order of St. Sebastian may wear the Order's medal to any veterans, military, or religious function. The medal should only be worn with the CWV Dress Uniforms or other civilian semi-formal or formal attire.
As the highest decoration awarded by the C.W.V., The Order of St. Sebastian Medal should never be worn in a casual manner and recipient members of the Order will be accorded due respect from all members.

Section 2: Sub-section A:

❖ Wear of United States, Foreign, or CWV issued awards & decorations

1. In support of the U.S. Veterans Administration's "Veterans Pride Initiative" all members are authorized and highly encouraged to wear their lawfully earned U.S. Government issued awards and decorations on their CWV uniforms. Similarly, every member is expected to wear any CWV issued awards and decorations.
2. In all cases, U.S. Government awards and decorations will be worn on the uniform above the left breast pocket in a similar fashion, and in the correct order of precedence, as described in the current military regulations for your selected service branch.
 - a. With the exception of official awards and decorations issued under the authority of the Pope, no foreign awards or decorations will be worn at anytime. Papal awards and decorations will be worn as directed by the Vatican, but will be worn subordinate to any similar U.S. issued awards.
3. The CWV Post, Chapter, Department, and National Awards shall be worn on CWV uniforms (*see Section 1 above for uniform descriptions*). When worn, these awards will be worn on the wearer's right side, centered directly above the upper pocket, and will be of the same type that is worn on the left side (*either ribbons or medals*). **Do not mix medals and ribbons.**
 - a. If there is no right side upper pocket available, then they will be worn vertically in line with the bottom most row of ribbons or medals being worn on the left side.
 - b. The awards will be worn in the correct order of precedence, from right to left: National, Department, Chapter, Post, and then each subsequent level; Gold, Silver, and Bronze.
4. Multiple awards from the same echelon (Post, Chapter, Department, National), shall be designated by the wearing of attachment devices similar to military regulations as follows:

Suspension Ribbon with Medal

The suspension ribbon with medal is an organizationally purchased item. For the first award of any type, wear the suspension ribbon and medal without any devices. For each subsequent award of the same type, a bronze numeral device shall be affixed to the ribbon. For the second award, a bronze numeral "2" will be worn, for the third award; the "2" will be replaced with a "3" and so on.

Ribbon Only

The ribbon unit is an organizationally purchased item and will be worn with the appropriate star device(s) attached representing the award level. For the first award, wear the ribbon with one corresponding star device attachment centered on the ribbon.

Additional awards from the same echelon are represented by adding the appropriate level star device to the ribbon (gold, silver, or bronze).

For multiple echelon awards of different levels, the star devices will be worn in the correct order of precedence upon the ribbon, from the wearer's right to left, as follows: first gold, then silver, then bronze. A maximum of 4 stars may be worn on each ribbon. Upon the 5th award, a second ribbon is worn.

5. If Uniform of the Day instructions have been issued by a unit for an event, any member attending that function will wear their uniforms and awards in accordance with the issued Uniform of the Day instructions.

6. The following tables show the correct order of precedence and ribbon colors for all CWV issued awards and decorations:

Table 1
CWV Awards and Decorations
Order of Precedence

1 Order of St. Sebastian	2 Fr. Washington	3 Celtic Cross
4 Honor et Veritas	5 Most Outstanding CWV	6 Natl. Gold
7 Natl. Silver	8 Natl. Bronze	9 Dept. Gold
10 Dept. Silver	11 Dept. Bronze	12 Chapter Gold
13 Chapter Silver	14 Chapter Bronze	15 Post Gold
16 Post Silver	17 Post Bronze	

Table 2 – Base Ribbon Illustrations



Table 3 - Numerals and Stars**

Bronze Numeral - Gold Star - Silver Star - Bronze Star



***Ribbon devices may be purchased from retail sources.*

Table 4 – Ribbon Illustrations (with devices)




Figure 1: 2 Dept. Bronze Awards

Figure 2: 1 Dept. Silver Award & 1 Dept. Bronze Award

Figure 3: 1 Dept. Gold Award, 1 Dept. Silver Award, and 2 Dept. Bronze Awards.

Section 3:

❖ Local Work Uniforms

We are primarily a service organization. As such, it may not always be practical or appropriate to wear a National Uniform Set as described above for all occasions or in more casual work environments. In recognition of this, the National Department authorizes local echelons to develop and prescribe for wear local work uniforms for their membership.

For purposes of this section, local work uniforms includes all clothing worn by local echelon members when officially representing the CWV that are not specifically described within a National Uniform Sets above. Examples of these are Honor, Color, or other Ceremonial Guards, accompanying Rifle Squads, Drum and Bugle Corps, Kitchen Help, Event Setup and Cleanup, etc.

In all cases, the following rules shall govern the use of local work uniforms:

1. An echelon desiring to develop a local work uniform will submit a high resolution color photographic sample of all proposed uniform items, along with a detailed description of the items, and the local echelon's officially approved usage guidelines in written form to the National Commander, or his designee, for review and pre-approval.
2. Only written approval authorizations from the National Commander or his designee will be accepted as authentic. Each echelon is required to retain a copy of the written authorization for each local work uniform in their echelon records for future review.
3. As a general rule, the colors of the work uniform items will match as closely as possible those of the National Uniform Sets.
4. If a similar item has already been developed, approved, and is currently available to be purchased from the National Headquarters, the echelon may be required to utilize those items in lieu of the proposed new local item.
5. The CWV Celtic Cross emblem may be reproduced and used in embroidery or in locally created pins and patches, so long as the emblem is recreated and presented in its entirety, with the original colors, lettering, and dimensions intact.
6. The full organization title of "Catholic War Veterans of the United States of America" is also authorized for use as defined in item 5 above. The terms "United States of America" may be abbreviated as "U.S.A.".
7. Any changes or modifications to a previously authorized local work uniform must be pre-approved as described in items 1 and 2 above prior to any official adoption or implementation

Section 4:

- **Wear of the Uniform Garrison Cap**

NO ADDITIONAL ITEMS ARE PERMITTED TO BE WORN ON THE CAP EXCEPT THE SPECIFIC ITEMS DESCRIBED HEREIN.

All members shall wear the appropriately colored Cap for the echelon membership unit in which they are currently serving in as follows:

- POST –** BLUE with GOLD braid and GOLD lettering (Members and Officers)
- CHAPTER –** BLUE over WHITE with GOLD braid and GOLD lettering (Officers)
- DEPARTMENT –** WHITE with GOLD braid and GOLD lettering (Officers)
- NATIONAL –** GOLD with GOLD braid and BLUE lettering (Officers)

Upon completing their term of service with any echelon above the post level, the departing Officer, Committee Chairman, Committee Members, and designated Aides, shall no longer be entitled to wear that echelon's designated Cap. These members shall revert to wearing the Post designated Cap with the following exception:

- All Past National, Department, Chapter, and Post Commanders may continue to wear their appropriate Commander Cap so long as the "Office Held" patch denotes the "Past Commander" designation.

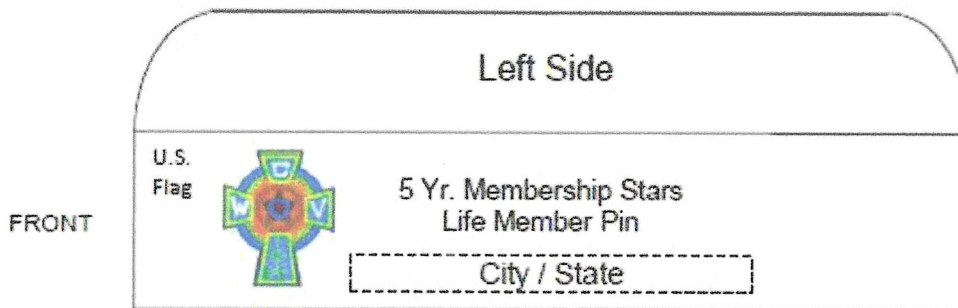
In all cases as described above where service in an echelon above the Post level has been successfully rendered, members will be entitled to wear the appropriate Echelon Service Bars designating those echelons previously served. In order to preserve the legitimacy and dignity of echelon bars, the current Board of Officers of the echelon previously served is encouraged to officially award and provide the Echelon Service Bar Cap insignia to the departing member.

The following pages illustrate and describe each item's type and approximate proper placement on the Uniform Garrison Cap for all echelons.

NO ADDITIONAL ITEMS ARE PERMITTED TO BE WORN ON THE UNIFORM GARRISON CAP EXCEPT SPECIFIC ITEMS DESCRIBED HEREIN.

❖ LEFT SIDE

NO ADDITIONAL ITEMS ARE PERMITTED TO BE WORN ON THE UNIFORM GARRISON CAP EXCEPT SPECIFIC ITEMS DESCRIBED HEREIN.



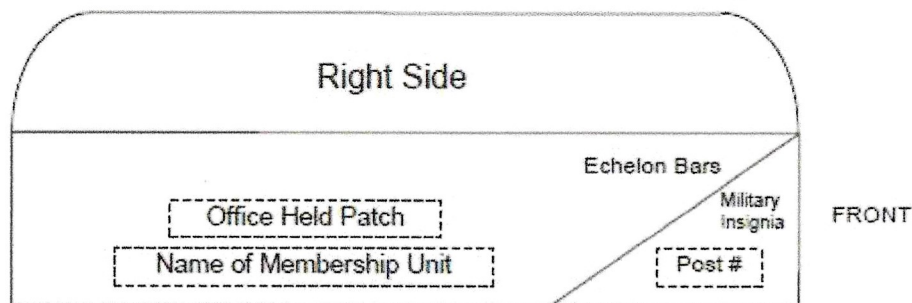
- **CWV Celtic Cross Emblem Patch:** 2 ½ inches tall with a blue background. Center of emblem placed two inches back from the front center peak of cap, and centered between the upper braid and bottom of cap.
- **City and State Embroidery:** To preserve uniformity, the Board of Officers for individual Department, Chapter, or Post echelons are authorized and encouraged to prescribe for members of their membership unit one of the following two standards for implementing this area:
 1. State name spelled out in its entirety, without City name.
 2. City name spelled out in its entirety followed by a comma and abbreviated State initials.

In all cases the City and State names and initials shall be on one line only, beginning immediately to the right and below the CWV emblem patch. The City and State line shall be ½ inch up from the bottom of the cap. Members of the National Headquarters Post may choose either of the two recognized standards above.

- **FIVE YEAR Continuous Membership Stars:** First gold star pin is to be placed ONE INCH back from, and as much as possible in line with, the end of the center cross arm of the Celtic Cross emblem patch. Each consecutive star earned will be placed ONE QUARTER INCH to the rear of the previous star resulting in a continuous straight horizontal line of stars towards the rear of the cap. At the discretion of the individual, the FIFTY YEAR. pin may be worn in lieu of ten FIVE YEAR STARS and placed similar to the First Star placement above. For more than fifty years of service, the member wears the FIFTY YEAR pin with additional stars placed after.
- **LIFE Membership Pin:** Authorized only for Life Members as designated by the National Department. The Life Membership pin shall be provided by the National Department directly to the member. The pin shall be placed ONE INCH to the right of the Celtic Cross emblem patch and centered below any FIVE YEAR Continuous Membership Stars and above the City and State line.
- **AMERICAN FLAG PIN:** It shall be no longer than ONE INCH in size and placed on the front uppermost flap portion of the cap in front of the Celtic Cross emblem patch and immediately below the braid.

❖ RIGHT SIDE

NO ADDITIONAL ITEMS ARE PERMITTED TO BE WORN ON THE UNIFORM GARRISON CAP EXCEPT SPECIFIC ITEMS DESCRIBED HEREIN.



- **Post / Unit Name Embroidery:** (*Post name optional*) To preserve uniformity, the Board of Officers for individual Department, Chapter, or Post echelons are authorized and encouraged to prescribe for members of their membership unit the specific naming convention for their unit to be used. In all cases the unit name will be centered between the end of the front curtain flap and the rear of the cap, and ½ inch from bottom of Cap.

Office Held Patch: Centered immediately above unit name.

Post Number Embroidery: Centered on right front curtain (flap) ½ inch from bottom of Cap.

Echelon Service Bars: Each bar is 7/8 inch in length and ¼ inch in width and are colored per echelon as follows:

Chapter Service- a BLUE and WHITE bar

Department Service – a solid WHITE bar

National Service – a solid GOLD bar

All authorized Echelon Service Bars will be worn, however, the maximum number of individual service bars that can be worn is three (*one per designated echelon*). Only one Echelon Service Bar will be worn for service to a particular echelon regardless of how many separate terms of service have been previously completed.

Echelon Bars shall be worn as follows:

- **National Service** - TWO INCHES back from the front center peak of cap and ONE QUARTER to ONE HALF INCH below the flap braid.
- **Department Service** - TWO INCHES back from the front center peak of cap and ONE HALF to THREE QUARTER INCH below flap braid. If a National bar is worn, the Department bar will be worn centered directly below it.
- **Chapter Service** - TWO INCHES back from the front center peak of cap and THREE QUARTER to ONE INCH below flap braid. If a Department bar is worn, the Chapter bar will be worn centered directly below it.

Branch of Military Service Insignia Pin: Worn on the right front curtain (flap) centered as much as possible immediately above the Post number in the empty space available within the enclosed braided area. Insignia may designate Army, Navy, Marines, Air Force, Coast Guard or any other major unit within these military branches, such as Infantry, Artillery, Submarine, Etc.

At no time will any portion of the insignia extend outside of the enclosed braided area.